































Class: Paralympic		07-09			07-11			Total		
Name	Country	Points	Sec	Plac	Points	Sec	Plac	Points	Sec	
1	Michael Johansson	 Sweden	11	74	1	18	239	4	29	313
2	Ola Jansson	 Sweden	9	18	9	18	55.5	2	27	73.5
3	John Crosby	 Great Britain	8	80	21	19	221.5	1	27	301.5
4	Inga Gunnarsson	 Sweden	11	92	2	15	167.5	14	26	259.5
5	Pavel Dudík	 Czech Republic	9	10	7	16	91	5	25	101
6	Ivica Bertol	 Croatia	7	75	27	18	125	3	25	200
7	Bohuslav Hulka	 Czech Republic	10	90.5	6	15	160	13	25	250.5
8	Marina Borisenkova	 Russia	9	35	10	15	100	10	24	135
9	Egil Sønsterudbråten	 Norway	10	77.5	4	14	86.5	17	24	164
10	Pekka Seppä	 Finland	9	79.5	13	15	114	11	24	193.5
11	Guntis Jakubovskis	 Latvia	8	33	19	16	181	6	24	214
12	Andrejs Šulcs	 Latvia	9	77	12	15	170.5	16	24	247.5
13	Kari Pinola	 Finland	10	75	3	14	177	22	24	252
14	Pavel Shmatov	 Russia	8	21	16	15	47	9	23	68
15	Yegor Surkov	 Ukraine	9	17	8	14	94	18	23	111
16	Ricardo Pinto	 Portugal	9	75	11	14	104	19	23	179
17	Jana Kostova	 Czech Republic	7	14	23	16	214	7	23	228
18	Dmitry Kucherenko	 Russia	8	26	17	14	119	21	22	145
19	Søren Saxtorph	 Denmark	7	30	24	15	168	15	22	198
20	Vladyslav Poznianskiy	 Ukraine	7	102	28	15	136.5	12	22	238.5
21	Tadeuš Šimkovic	 Lithuania	6	35.5	30	16	229.5	8	22	265
22	Iryna Kulikova	 Ukraine	9	103	15	13	182	24	22	285
23	Arne Ask	 Norway	10	81	5	11	105	26	21	186
24	Rolf Karlsson	 Sweden	7	31	25	13	94.5	23	20	125.5
25	Miksa Laáber	 Hungary	6	37.5	31	14	116.5	20	20	154
26	Peter Roberts	 Great Britain	8	41	20	12	188	25	20	229
27	Borisas Gavrilovas	 Lithuania	8	86	22	11	175	27	19	261
28	Hanka Doležalová	 Czech Republic	8	28	18	11	243	29	19	271
29	Valdis Strods	 Latvia	7	34.5	26	9	192	30	16	226.5
30	Fabio Bortolami	 Italy	5	91	34	11	220	28	16	311
31	Nobuyuki Takayanagi	 Japan	9	85	14	6	170	33	15	255
32	Sarunas Grigaliunas	 Lithuania	6	133.5	33	8	149	32	14	282.5
33	Mauro Nardo	 Italy	6	19.5	29	6	170.5	34	12	190
34	Nagamitsu Mori	 Japan	3	100	36	8	119	31	11	219
35	Jahn Petersen	 Denmark	6	87.5	32	5	170	35	11	257.5
36	Francesco Valentini	 Italy	3	94	35	5	216	36	8	310